

FY 2020 Budget Summary

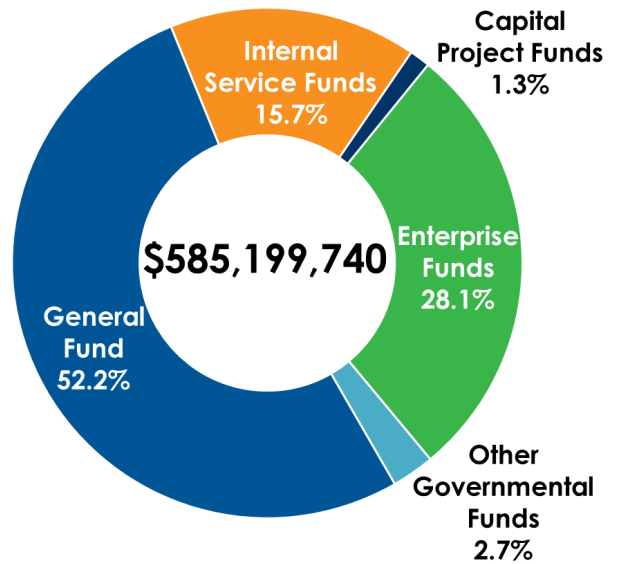
Millage Rate

The millage rate is the tax rate that is applied to the assessed value of real estate.

One mill is equivalent to \$1 in taxes per \$1,000 in taxable value.

	FY 2019	FY 2020
Operating	7.4665	7.4665
Debt Service		
Series 2005	0.2327	0.2200
Series 2019	N/A	0.2361
Total Millage	7.6992	7.9226

All Funds Budget

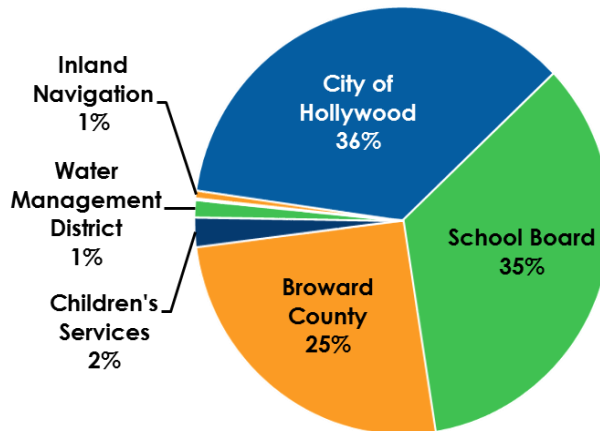


Where do your property taxes go?

Your property tax bill contains more than just your City taxes.

As illustrated, 36% of your total property tax bill goes to the City of Hollywood.

In addition to the City, your taxes help to fund the Broward County School District, Broward County Government and various other agencies.



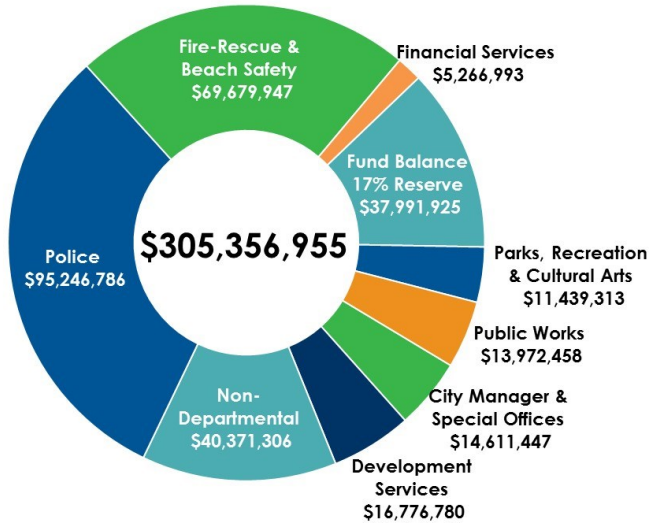
- City of Hollywood - \$1,404
- School Board - \$1,363
- Broward County - \$1,005
- Children's Services - \$87
- Water Management District - \$50
- South Broward Hospital - \$22
- Inland Navigation - \$6

Average single family home with Assessed Value of \$227,213 before Homestead Exemptions

General Fund Overview

The General Fund is the largest fund in the City, and includes services not specifically funded by other City funds. In FY 2020, approximately 52% of the City's total appropriations are funded through the General Fund.

General Fund Expenditures by Department



General Fund Revenues

FY 2020 Budget

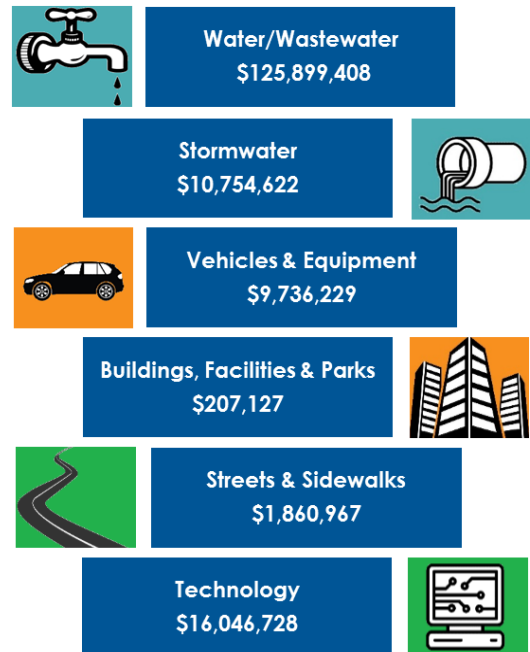
Property Taxes	124,956,351
Franchise Taxes	12,815,000
Utility Service Taxes	20,530,000
Licenses and Permits	9,742,488
Intergovernmental	17,228,045
User Charges/Fees	39,887,588
Fines & Forfeitures	1,086,500
Reimbursements	18,311,317
Transfers In	6,028,046
Miscellaneous	2,457,300
Fund Balance -17% Target	37,991,925
Use of Excess Fund Balance	14,322,395
Total Revenues	\$305,356,955

Staffing

The City's budget supports a total of 1,305 full-time positions.

Department	FY 2020
City Commission	13
City Attorney	14
City Manager	6
Special Offices	51
Financial Services	33
Information Technology	22
Development Services	89
Design and Construction Management	16
Police	448
Fire-Rescue	274
Parks, Recreation and Cultural Arts	42
Public Works	93
Public Utilities	204
Total Full-Time Positions	1,305

Capital Investments by Type



City Commission

Mayor Josh Levy

Commissioner Caryl Shuham, Dist. 1

Commissioner Peter Hernandez, Dist. 2

Vice Mayor Traci Callari, Dist. 3

Commissioner Richard Blattner, Dist. 4

Commissioner Kevin Biederman, Dist. 5

Commissioner Linda Sherwood, Dist. 6



hollywoodfl.org



facebook.com/CityOfHollywoodFL



twitter.com/cohgov